



INNOVATION
PRECISION
QUALITY

PEDALS
DROPPER POST
HEAD SHOCK
STEM
CHAIN GUIDE



OEM • ODM

20
25



新可大國際股份有限公司
Scada International Co. Ltd.

No.3, E. 2nd St., Youth Ind. Park, Dajia Dist.,
Taichung City 437104, Taiwan
Tel / 886-4-26822656 Fax / 886-4-26822659

Specifications subject to change without notice.
SCADA is a trademark of SCADA International Co. Ltd.
Copyright © SCADA International Co. Ltd.
All other trademarks are the property of their respective owners.
SCADA 2025 catalogue © Copy right reserved

✉ sales@scada-tw.com
WWW.SCADATW.COM



OUR HISTORY

- 2012** ▶ Scada was established in Wuri District on January 17th , 2012.
- 2013** ▶ Focus on professional manufacturing factory for bicycle pedals.
- 2014** ▶ • Bike Fitting Machine launched.
• Lean Production introduced. To improve production efficiency and performance.
- 2015** ▶ • Chain Guide patent authorized.
• Layout changed from mass production to one-piece-flow.
- 2016** ▶ The 1st TPS Performance of presentation.
- 2017** ▶ Moving factory from Wuri District to Dajia Youth Ind. Park. To improve purpose-built facility and increase production capacity.
- 2018** ▶ • Dropper seat post launched and mass production started.
• ISO9001:2015 certification approved.
- 2019** ▶ Set up Solar Power Generation to reduce carbon emissions.
- 2020** ▶ Factory expansion - adding a second factory to provide more CNC capacity.
- 2021** ▶ Joined CHINESE LEAN MANAGEMENT ASSOCIATION for long-term consulate.
- 2022** ▶ • Factory expansion – Combination with the 3rd factory with the original First factory to be the headquarters, increasing the plant size in 4,430 square meters.
• Suspension head shock fork launched and mass production started.
- 2023** ▶ • Joined BAS (Bicycling Alliance for Sustainability), and established an ESG promotion committee in house of reducing carbon missions 3% at least per year.
• Winning 2023 Taichung Golden Hand Award.



Golden Hand Award
2023 臺中市金手獎



企業使命 Mission

成為全球精密製造產業中，值得長期信賴的品質、技術與產能提供者。

Be a quality-focused, technologically innovative, progressive, and reliable supplier in the global precision manufacturing industry.

Hello,

Let me introduce **SCADA**.

SCADA has vast experience in making pedals, and suspension products for leading brand companies. Our large, highly skilled R&D team has helped a range of companies develop high-end market-ready products.

R&D is augmented by our **QA/QC** team and the state of the art testing facilities they have at their disposal.

Talk to me about your **OEM** or **ODM** requirements.

I look forward to hearing from you.

Andrew Huang

SCADA BOX



- ▲ CB-02004 (S)
- ▲ CB-02005 (M)
- ▲ CB-02006 (L)



▲ CB-03020



▲ CB-03013



▲ CB-03014



▲ CB-03012



▲ CB-01001



▲ CB-01013



▲ CB-03019




▲ CB-01011




▲ PC-02006



▲ CB-01014



**WHAT WE DO
FOR YOU**



CONTENTS

01 INTRODUCE	05 DROPPER POST	07 HEAD SHOCK	08 STEM	09 AXLES & BEARINGS	10 PEDAL EXTRUSION BODY
13 PEDAL PRODUCT MAP	19 ROAD PEDAL	21 MTB PEDAL	31 BMX PEDAL	41 CITY PEDAL	45 INDOOR CYCLING PEDAL
47 PEDAL CLEAT & CLEAT COVER	49 PEDAL PINS & STRAP	50 CHAIN GUIDE			



SP DROPPER POST

MODEL NO.	O.D.(mm)	Travel(mm)	Length(mm)	Cartridge	Weight(g)
★ SP30980	30.9	80	306	Air/Oil	485
★ SP309100	30.9	100	346	Air/Oil	513
SP309125	30.9	125	396	Air/Oil	565
SP309150	30.9	150	458	Air/Oil	665
SP309170	30.9	170	492	Air/Oil	693
★ SP31680	31.6	80	306	Air/Oil	500
★ SP316100	31.6	100	346	Air/Oil	528
SP316125	31.6	125	396	Air/Oil	580
SP316150	31.6	150	458	Air/Oil	680
SP316170	31.6	170	492	Air/Oil	708
SP349125	34.9	125	396	Air/Oil	680
SP349150	34.9	150	458	Air/Oil	778
SP349170	34.9	170	492	Air/Oil	824

★ Special make up options for Youth rider.
(SPY30980/SPY309100/SPY31680/SPY316100)

SP+ DROPPER POST

MODEL NO.	O.D.(mm)	Travel(mm)	Length(mm)	Cartridge	Weight(g)
★ SP+30980	30.9	80	306	Air/Oil	485
★ SP+309100	30.9	100	346	Air/Oil	513
SP+309125	30.9	125	396	Air/Oil	565
SP+309150	30.9	150	458	Air/Oil	665
SP+309170	30.9	170	492	Air/Oil	693
★ SP+31680	31.6	80	306	Air/Oil	500
★ SP+316100	31.6	100	346	Air/Oil	528
SP+316125	31.6	125	396	Air/Oil	580
SP+316150	31.6	150	458	Air/Oil	680
SP+316170	31.6	170	492	Air/Oil	708
SP+349125	34.9	125	396	Air/Oil	680
SP+349150	34.9	150	458	Air/Oil	778
SP+349170	34.9	170	492	Air/Oil	824

★ Special make up options for Youth rider.
(SP+Y30980/SP+Y309100/SP+Y31680/SP+Y316100)

▲ SP+

HAKA DROPPER POST

MODEL NO.	O.D.(mm)	Travel(mm)	Length(mm)	Cartridge	Weight(g)
HAKA272100	27.2	100	367	Air/Oil	472
HAKA309125	30.9	125	386	Air/Oil	465
HAKA309155	30.9	155	446	Air/Oil	526
HAKA309185	30.9	185	506	Air/Oil	580
HAKA309215	30.9	215	566	Air/Oil	623
HAKA316125	31.6	125	386	Air/Oil	486
HAKA316155	31.6	155	446	Air/Oil	545
HAKA316185	31.6	185	506	Air/Oil	597
HAKA316215	31.6	215	566	Air/Oil	647
HAKA349125	34.9	125	386	Air/Oil	519
HAKA349155	34.9	155	446	Air/Oil	572
HAKA349185	34.9	185	506	Air/Oil	625
HAKA349215	34.9	215	566	Air/Oil	682

HAKA SUS DROPPER POST

MODEL NO.	O.D.(mm)	Travel(mm)	Length(mm)	Cartridge	Suspension travel	Weight(g)
HASUS309125	30.9	125	386	Air	35	465
HASUS309155	30.9	155	446	Air	35	526
HASUS316125	31.6	125	386	Air	35	486
HASUS316155	31.6	155	446	Air	35	545
HASUS349125	34.9	125	386	Air	35	528
HASUS349155	34.9	155	446	Air	35	581

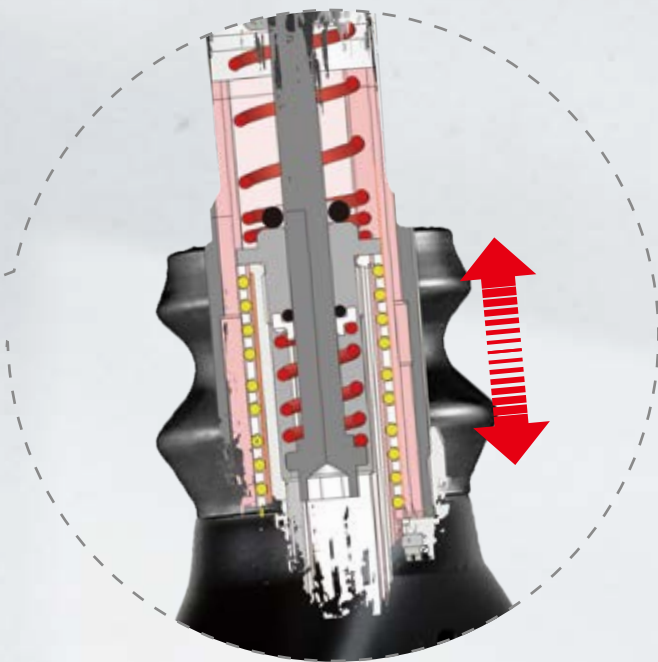
▲ HAKA



▲ HAKA SUS

REMOTE LEVER





- PRELOAD SYSTEM (PATENT #M591949)
- EASY GREASING SYSTEM (PATENT PENDING)
- 3 COIL SPRINGS K-RATE OPTIONS
- 3 YEARS WARRANTY
- PRODUCT LIABILITY INSURANCE

CUSTOMIZED SPECIFICATIONS

HF-03A

Category	E-Gravel 700C
Travel	35mm
Blade	Alloy
Steerer	CrMo
Crown	56mm
Axle-Crown	473mm
Tire Clearance	58mm
Offset	45mm
Dropout	12-100mm Thru Axle
Brake	Flat Mount

Alloy Steerer
Version
HF-03B

HF-03A ▶

HF-01A

Category	E-City/Trekking 28"
Travel	35mm
Blade	Alloy
Steerer	CrMo
Crown	56mm
Axle-Crown	488mm
Tire Clearance	74mm
Offset	45mm
Dropout	15-100mm Thru Axle
Brake	Post mount

Alloy Steerer
Version
HF-01B

HF-02A

Category	E-City/Trekking 28"
Travel	35mm
Blade	Alloy
Steerer	CrMo
Crown	56mm
Axle-Crown	488mm
Tire Clearance	74mm
Offset	45mm
Dropout	9-100mm QR Axle
Brake	Post mount

Alloy Steerer
Version
HF-02B

HF-06A

Category	E-City/Trekking 28"
Travel	35mm
Blade	Alloy
Steerer	CrMo
Crown	56mm
Axle-Crown	487mm
Tire Clearance	70mm
Offset	45mm
Dropout	9-100mm QR Axle
Brake	Post mount

Alloy Steerer
Version
HF-06B

HF-07A

Category	E-City/Trekking 28"
Travel	35mm
Blade	Alloy
Steerer	CrMo
Crown	56mm
Axle-Crown	487mm
Tire Clearance	70mm
Offset	45mm
Dropout	9-100mm QR Axle
Brake	Post mount

Alloy Steerer
Version
HF-07B

STM01

MATERIAL	AL6061-T6
BAR BORE	35mm
EXTENSION	35mm / 50mm



▲ STM01-50mm

▲ STM01-35mm



Loose Ball System



LSL Bushing + Sealed bearing System



Cartridge w/ Bushing + Sealed bearing System



Compact cartridge w/ Bushing + Sealed bearing System



Oversize Bearing + Needle Bearing + Sealed Bearing System



Oversize Bearing + LSL Bushing System



Needle + Sealed Bearing System



LSL Bushing + Needle Bearing + Sealed Bearing System



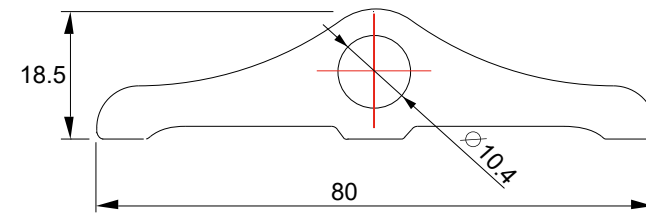
2 Polymer Bushings System



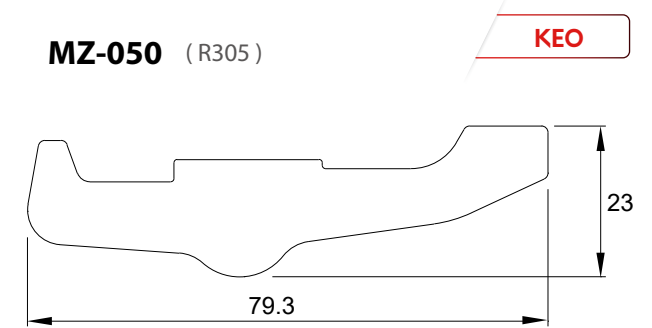
Pop-Up System w/ LSL Bushing + Sealed bearing



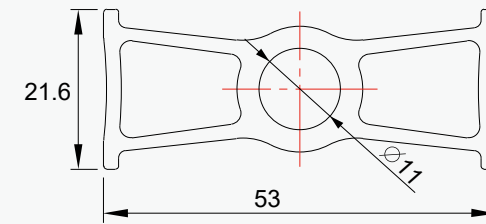
MZ-023 (R904)



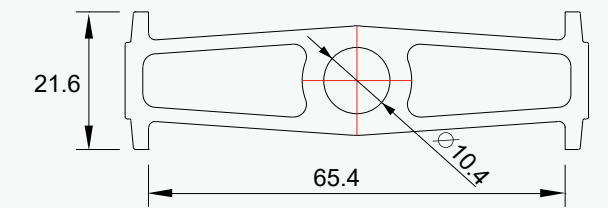
MZ-050 (R305)



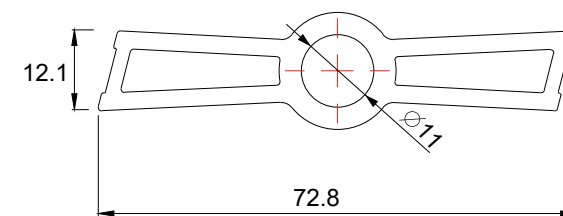
MZ-004 (C806)



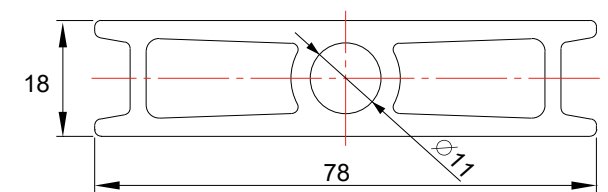
MZ-015 (C811)



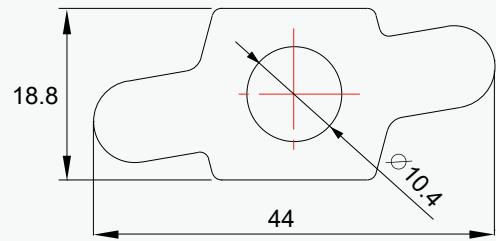
MZ-064 (C829 / C830)



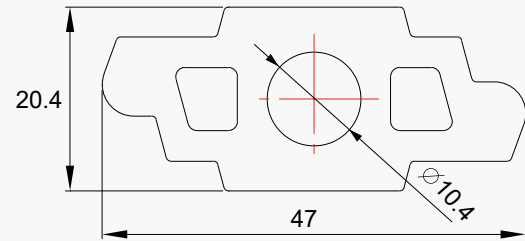
MZ-001 (C821)



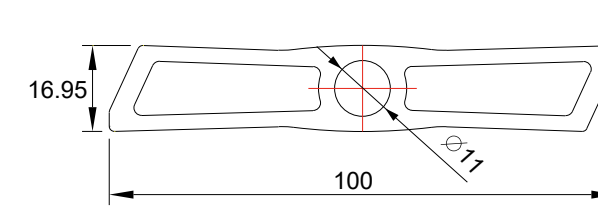
MZ-031 (M120)



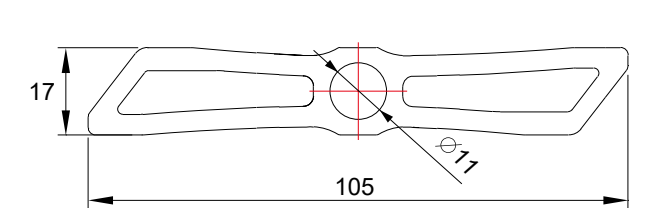
MZ-032



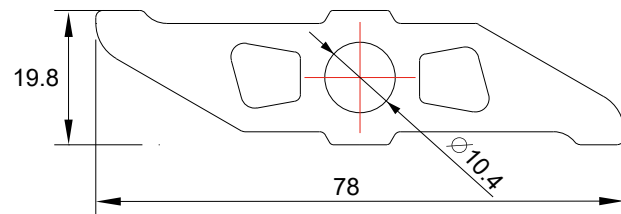
MZ-012 (B614 / B634 / B682)



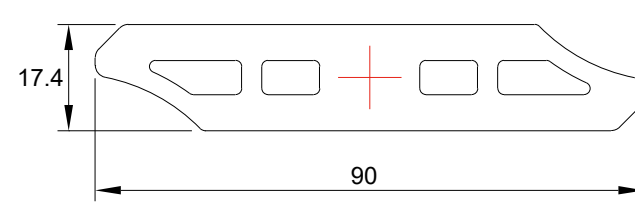
MZ-007 (B631 / B676)



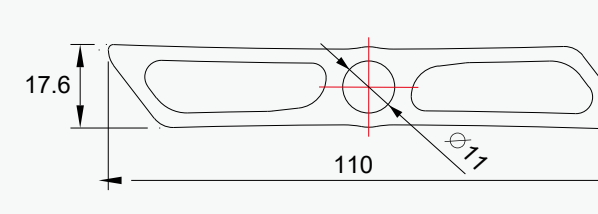
MZ-019 (M111 / M112)



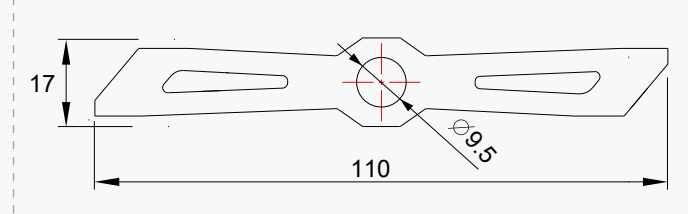
MZ-026 (M122)



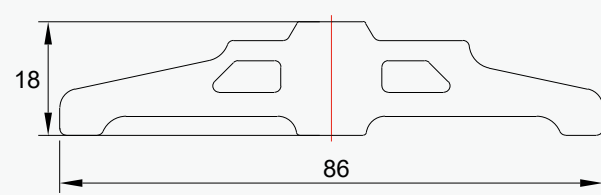
MZ-005 (B609)



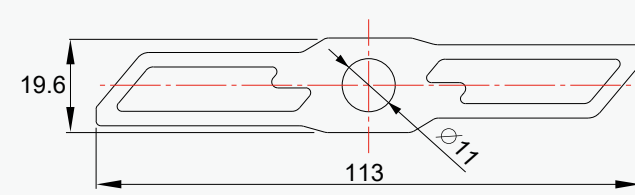
MZ-036 (M224 / B707 / B729 / B730 / B744)



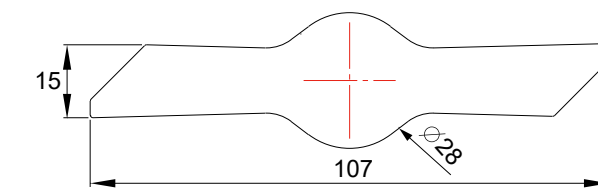
MZ-025 (M206 / M208 / M209)



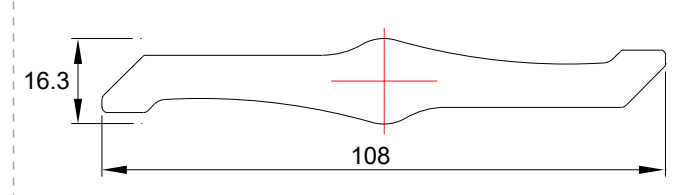
MZ-068 (M221)



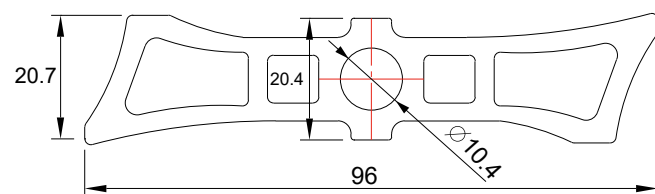
MZ-052 (B680)



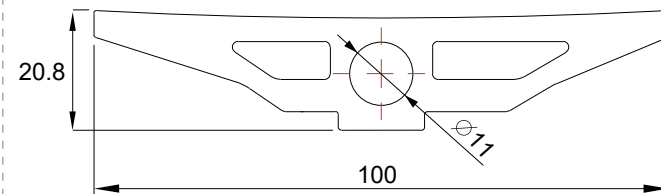
MZ-034 (B649 / B663)



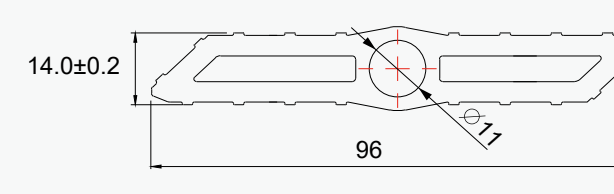
MZ-016 (M117)



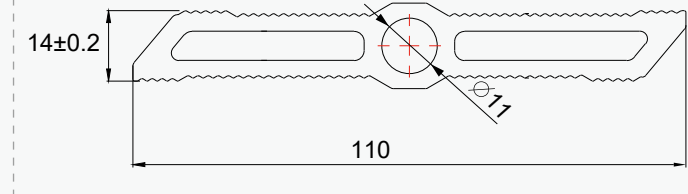
MZ-063 (M218 / M219)



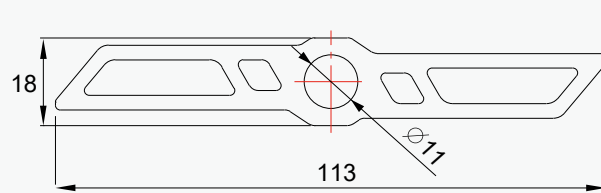
MZ-067



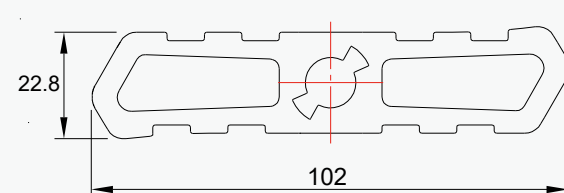
MZ-066 (B641 / B642 / B743)



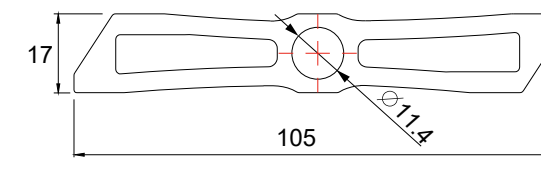
MZ-002 (M126 / M213)



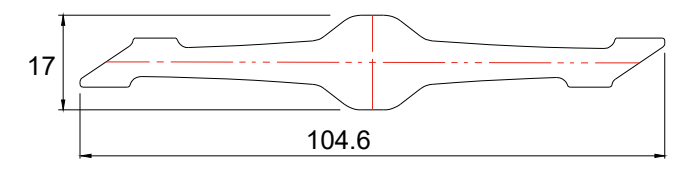
MZ-048 (M129)



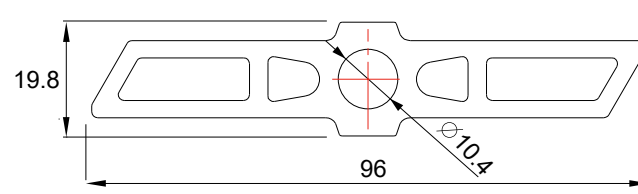
MZ-086 (B727)



MZ-087 (B636)




MZ-056 (M108 / M138)





ROAD PEDALS

	DELTA SYSTEM	KEO SYSTEM	SPD-SL SYSTEM	SPD SYSTEM	CLIP
CNC MACHINED		 R305 P.19		 R904 P.20	
DIE-CAST ALUMINUM		 R301 P.19	 R501 P.20		
ENGINEERING THERMOPLASTIC	 R104 P.19	 R304ST P.19	 R502 P.20		 R701B P.20















INDOOR CYCLING PEDALS

	DELTA SYSTEM	SPD SYSTEM
DIE-CAST ALUMINUM	 S306 P.46	 S301 P.45
		 S311 P.45
		 S302 P.45






















CITY PEDALS

	SAND-PAPER	PERIMETER CAGE	GRIP PIN
CNC MACHINED	 C821 P.44	 C806 P.41	
		 C811 P.42	 C829 P.41
		 C805 P.43	 C830 P.41
DIE-CAST ALUMINUM	 C832 P.42	 C835 P.44	
	 C832D P.42	 C835D P.44	
		 C809 P.44	
ENGINEERING THERMOPLASTIC	 C825 P.43		
	 C825D P.43		

























MTB PEDALS

	DOUBLE-SIDE SPD					POP-UP
CNC MACHINED	 M120 <small>P.21</small>	 M111 <small>P.24</small>	 M122 <small>P.24</small>	 M117 <small>P.24</small>	 M126 <small>P.23</small>	 M129 <small>P.23</small>
		 M112 <small>P.24</small>	 M108-Q52 <small>P.22</small>	 M138 <small>P.22</small>		
			 M108-Q57 <small>P.22</small>	 M160 <small>P.22</small>		
DIE-CAST ALUMINUM	 M101 <small>P.21</small>			 M102 <small>P.23</small>		
FORGED 6061 ALUMINUM	 M140 <small>P.21</small>					












MTB PEDALS

	SINGLE-SIDE SPD				PERIMETER CAGE	
CNC MACHINED	 M206 <small>P.26</small>	 M221 <small>P.27</small>	 M218 <small>P.25</small>	 M213 <small>P.25</small>		
	 M208 <small>P.26</small>		 M219 <small>P.25</small>	 M224 <small>P.25</small>		
	 M209 <small>P.26</small>		 M117-1 <small>P.24</small>			
DIE-CAST ALUMINUM			 M203 <small>P.28</small>	 M223 <small>P.29</small>	 M311 <small>P.29</small>	 M303 <small>P.30</small>
			 M204-1 <small>P.28</small>	 M205 <small>P.28</small>		 M302 <small>P.30</small>
			 M222 <small>P.27</small>			 M307 <small>P.30</small>
				 M223D <small>P.29</small>	 M311D <small>P.29</small>	
ENGINEERING THERMOPLASTIC			 M216 <small>P.27</small>			

BMX PEDALS

	3BS	CBS+	OBS+	BSS / 2DU + REPLACEABLE GRIP PINS	
CNC MACHINED	 B707 P.34	 B636 P.31	 B680 P.31	 B614 P.33	 B641 P.32
	 B729 P.34	 B649 P.31		 B609 P.33	 B642 P.32
	 B730 P.34	 B663 P.31		 B631 P.35	 B743 P.32
				 B676 P.35	 B727 P.35
DIE-CAST ALUMINUM				 B744 P.34	
				 B601 P.39	
				 B655-1 P.40	 B635 P.32
ENGINEERING THERMOPLASTIC			 B710 P.38	 B686 P.36	
				 B625 P.36	
				 B709 P.38	 B709D P.38

BMX PEDALS

	BSS + MOLD-IN PINS	LBS + REPLACEABLE GRIP PINS	LBS / 2DU + MOLD-IN PINS	KIDS / YOUTH
CNC MACHINED				 B634 P.33
				 B682 P.33
DIE-CAST ALUMINUM	 B750 P.35	 B601B P.39	 B726D P.39	
	 B655 P.40	 B655B-1 P.40	 B655B P.40	
		 B622 P.40		
ENGINEERING THERMOPLASTIC			 B725D P.37	 B736 P.37



SC-R304ST Pat. KE0 SYSTEM CBS

BODY Engineering thermoplastic
AXLE CNC-machined Cr-Mo (cartridge)
BEARING Compact cartridge w/ Bushing, Sealed bearing
BINDING Fiber-glass reinforced thermoplastic, tension adjustable
CLEAT SC-KCR72
SIZE 83x94 mm
WEIGHT 125g/pc



Compatible Cleat
SC-KCR72



SC-R301 Pat. KE0 SYSTEM CBS

BODY Die-cast aluminum
AXLE CNC-machined Cr-Mo (cartridge)
BEARING Cartridge w/ Bushing, Sealed bearing
BINDING Fiber-glass reinforced thermoplastic, tension adjustable
CLEAT SC-KCR72
SIZE 86x86mm
WEIGHT 164g/pc



Ball bearings version
SC-R301B



Compatible Cleat
SC-KCR72



SC-R501 Pat. SHIMANO SYSTEM CBS

BODY Die-cast aluminum
AXLE CNC-machined Cr-Mo (cartridge)
BEARING Cartridge w/ Bushing, Sealed bearing
BINDING Fiber-glass reinforced thermoplastic, tension adjustable
CLEAT SC-SLR62
OTHER SPD-SL compatible
SIZE 88x93mm
WEIGHT 165g/pc



Compatible Cleat
SC-SLR62



SC-R502 Pat. SHIMANO SYSTEM CBS

BODY Engineering thermoplastic
AXLE CNC-machined Cr-Mo (cartridge)
BEARING Cartridge w/ Bushing, Sealed bearing
BINDING Fiber-glass reinforced thermoplastic, tension adjustable
CLEAT SC-SLR62
OTHER SPD-SL compatible
SIZE 82x93mm
WEIGHT 148g/pc



Compatible Cleat
SC-SLR62



SC-R305 Pat. CNC KE0 SYSTEM CBS

BODY 6061 aluminum, CNC-machined
AXLE CNC-machined Cr-Mo (cartridge)
BEARING Compact cartridge w/ Bushing, Sealed bearing
BINDING Fiber-glass reinforced thermoplastic, tension adjustable
CLEAT SC-KCR72
SIZE 82x93mm
WEIGHT 146g/pc



Extrusion Body Drawings
MZ-050



Compatible Cleat
SC-KCR72



SC-R104 Pat. DELTA SYSTEM CBS

BODY Engineering thermoplastic
AXLE CNC-machined Cr-Mo (cartridge)
BEARING Compact cartridge w/ Bushing, Sealed bearing
BINDING Fiber-glass reinforced thermoplastic, tension adjustable
CLEAT SC-DCR61
SIZE 87x98 mm
WEIGHT 134g/pc



Compatible Cleat
SC-DCR61



SC-R904 Pat. CNC CBS

BODY 6061 aluminum, CNC-machined
AXLE CNC-machined Cr-Mo
BEARING LSL bushing, Sealed bearing
BINDING Single-sided Cr-Mo, tension adjustable
CLEAT SC-S01
OTHER SPD compatible
SIZE 85x71mm
WEIGHT 132g/pc



Compatible Cleat
SC-S01



Extrusion Body Drawings
MZ-023



SC-R701B Pat. LBS

BODY Polypropylene
AXLE Forged Cr-Mo
BEARING Loose Ball
BINDING Toe Clip + Strap Compatible (Excluded)
SIZE 90x90mm
WEIGHT 147g/pc

BODY
SC-R701B



TOE-CLIP
EMP267



STRAP
EMP264



SC-M120



BODY 6061 aluminum, CNC-machined
AXLE CNC-machined Cr-Mo
BEARING LSL bushing, Sealed bearing
BINDING Dual-sided Cr-Mo, tension adjustable
CLEAT SC-S01
SIZE 82x55mm
WEIGHT 142g/pc

Extrusion Body Drawings
MZ-031



SC-M140



BODY Forged 6061 aluminum
AXLE CNC-machined Cr-Mo
BEARING LSL bushing, Sealed bearing
BINDING Dual-sided Cr-Mo, tension adjustable
CLEAT SC-S01
SIZE 80x55mm
WEIGHT 145g/pc



SC-M101



BODY Die-cast aluminum
AXLE CNC-machined Cr-Mo
BEARING LSL bushing, Sealed bearing
BINDING Dual-sided Cr-Mo, tension adjustable
CLEAT SC-S01
SIZE 80x60mm
WEIGHT 178g/pc



Ball bearings version
SC-M101B



NEW

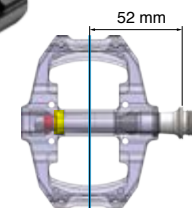

SC-M160



BODY 6061 aluminum, CNC-machined
AXLE CNC-machined Cr-Mo
BEARING LSL bushing, Sealed bearing
BINDING Dual-sided Cr-Mo, tension adjustable
OTHER Replaceable grip pins
CLEAT SC-S01
SIZE 90x96mm
WEIGHT 230g/pc



Compatible Cleat
SC-S01



Standard type
Q-factor 52 mm

SC-M108-Q52



BODY 6061 aluminum, CNC-machined
AXLE CNC-machined Cr-Mo
BEARING LSL bushing, Sealed bearing
BINDING Dual-sided Cr-Mo, tension adjustable
OTHER Replaceable grip pins
CLEAT SC-S01
SIZE 89x96mm
WEIGHT 208g/pc



Extrusion Body Drawings
MZ-056

Compatible Cleat
SC-S01



SC-M138

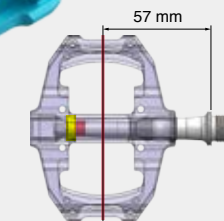



BODY 6061 aluminum, CNC-machined
AXLE CNC-machined Cr-Mo
BEARING LSL bushing, Sealed bearing
BINDING Dual-sided Cr-Mo, tension adjustable
OTHER Replaceable grip pins
CLEAT SC-S01
SIZE 100x93mm
WEIGHT 232g/pc



Extrusion Body Drawings
MZ-056

Compatible Cleat
SC-S01



Standard type
Q-factor 57 mm

SC-M108-Q57



BODY 6061 aluminum, CNC-machined
AXLE CNC-machined Cr-Mo
BEARING LSL bushing, Sealed bearing
BINDING Dual-sided Cr-Mo, tension adjustable
OTHER Replaceable grip pins
CLEAT SC-S01
SIZE 94x96mm
WEIGHT 211g/pc



Extrusion Body Drawings
MZ-056

Compatible Cleat
SC-S01



SC-M126 Pat. CNC BSS

BODY 6061 aluminum, CNC-machined
AXLE CNC-machined Cr-Mo
BEARING LSL bushing, Sealed bearing
BINDING Dual-sided Cr-Mo, tension adjustable
OTHER Replaceable grip pins
CLEAT SC-S01
SIZE 107x111mm
WEIGHT 279g/pc




SC-M122 Pat. CNC BSS

BODY 6061 aluminum, CNC-machined
AXLE CNC-machined Cr-Mo
BEARING LSL bushing, Sealed bearing
BINDING Dual-sided Cr-Mo, tension adjustable
CLEAT SC-S01
SIZE 87x90mm
WEIGHT 190g/pc



SC-M111 Pat. CNC BSS

BODY 6061 aluminum, CNC-machined
AXLE CNC-machined Cr-Mo
BEARING LSL bushing, Sealed bearing
BINDING Dual-sided Cr-Mo, tension adjustable
CLEAT SC-S01
SIZE 82x77mm
WEIGHT 174g/pc



SC-M129 Pat. CNC PUS

BODY Die-cast aluminum body with CNC aluminum platform
AXLE CNC-machined Cr-Mo (cartridge)
BEARING Pop-Up System w/ LSL Bushing, Sealed bearing
BINDING Dual-sided Cr-Mo, spring-loaded, tension adjustable
CLEAT SC-S01
SIZE 105x103mm
WEIGHT 284g/pc




SC-M102 Pat. BSS

BODY Die-cast aluminum
AXLE CNC-machined Cr-Mo
BEARING LSL bushing, Sealed bearing
BINDING Dual-sided Cr-Mo, tension adjustable
CLEAT SC-S01
SIZE 108x98mm
WEIGHT 300g/pc




SC-M112 Pat. CNC BSS

BODY 6061 aluminum, CNC-machined
AXLE CNC-machined Cr-Mo
BEARING LSL bushing, Sealed bearing
BINDING Dual-sided Cr-Mo, tension adjustable
CLEAT SC-S01
SIZE 82x78mm
WEIGHT 180g/pc



SC-M117 BSS

BODY 6061 aluminum, CNC-machined
AXLE CNC-machined Cr-Mo
BEARING LSL bushing, Sealed bearing
BINDING Dual-sided Cr-Mo, tension adjustable
CLEAT SC-S01
SIZE 103x96mm
WEIGHT 212g/pc



SC-M117-1 BSS

BINDING Single-sided Cr-Mo, tension adjustable
WEIGHT 181g/pc



SC-M219



- BODY** 6061 aluminum, CNC-machined
- AXLE** CNC-machined Cr-Mo
- BEARING** LSL bushing, Sealed bearing
- BINDING** Single-sided Cr-Mo, tension adjustable
- OTHER** Replaceable grip pins
- CLEAT** SC-S01
- SIZE** 107x100mm
- WEIGHT** 201g/pc

Extrusion Body Drawings
MZ-063



Compatible Cleat
SC-S01



SC-M213



- BODY** 6061 aluminum, CNC-machined
- AXLE** CNC-machined Cr-Mo
- BEARING** LSL bushing, Sealed bearing
- BINDING** Single-sided Cr-Mo, tension adjustable
- OTHER** Replaceable grip pins
- CLEAT** SC-S01
- SIZE** 107x111mm
- WEIGHT** 241g/pc

Extrusion Body Drawings
MZ-002



Compatible Cleat
SC-S01



SC-M218



- BODY** 6061 aluminum, CNC-machined
- AXLE** CNC-machined Cr-Mo
- BEARING** LSL bushing, Sealed bearing
- BINDING** Single-sided Cr-Mo, tension adjustable
- OTHER** Replaceable grip pins
- CLEAT** SC-S01
- SIZE** 100x100mm
- WEIGHT** 188g/pc

Extrusion Body Drawings
MZ-063



Compatible Cleat
SC-S01



SC-M224



- BODY** 6061 aluminum, CNC-machined
- AXLE** CNC-machined Cr-Mo
- BEARING** LSL bushing, Sealed bearing
- BINDING** Single-sided Cr-Mo, tension adjustable
- CLEAT** SC-S01
- SIZE** 113x109mm
- WEIGHT** 218g/pc

Extrusion Body Drawings
MZ-036



Compatible Cleat
SC-S01



SC-M209



- BODY** 6061 aluminum, CNC-machined
- AXLE** CNC-machined Cr-Mo
- BEARING** LSL bushing, Sealed bearing
- BINDING** Single-sided Cr-Mo, tension adjustable
- OTHER** Replaceable grip pins
- CLEAT** SC-S01
- SIZE** 84x86mm
- WEIGHT** 157g/pc

Extrusion Body Drawings
MZ-025



Compatible Cleat
SC-S01



SC-M206



- BODY** 6061 aluminum, CNC-machined
- AXLE** CNC-machined Cr-Mo
- BEARING** LSL bushing, Sealed bearing
- BINDING** Single-sided Cr-Mo, tension adjustable
- OTHER** Replaceable grip pins
- CLEAT** SC-S01
- SIZE** 88x86mm
- WEIGHT** 150g/pc

Extrusion Body Drawings
MZ-025



Compatible Cleat
SC-S01



SC-M208



- BODY** 6061 aluminum, CNC-machined
- AXLE** CNC-machined Cr-Mo
- BEARING** LSL bushing, Sealed bearing
- BINDING** Single-sided Cr-Mo, tension adjustable
- OTHER** Replaceable grip pins
- CLEAT** SC-S01
- SIZE** 88x86mm
- WEIGHT** 160g/pc

Extrusion Body Drawings
MZ-025



Compatible Cleat
SC-S01



SC-M221 Pat. CNC BSS

BODY 6061 aluminum, CNC-machined
AXLE CNC-machined Cr-Mo
BEARING LSL bushing, Sealed bearing
BINDING Single-sided Cr-Mo, tension adjustable
OTHER Replaceable grip pins
CLEAT SC-S01
SIZE 93x113mm
WEIGHT 212g/pc

Extrusion Body Drawings
MZ-068



Compatible Cleat
SC-S01



SC-M203 Pat. BSS

BODY Die-Cast Aluminum
AXLE CNC-machined Cr-Mo(cartridge)
BEARING Cartridge w/ Bushing, Sealed bearing
BINDING Single-sided Cr-Mo, tension adjustable
OTHER Replaceable grip pins
CLEAT SC-S01
SIZE 104x85mm
WEIGHT 189g/pc



Compatible Cleat
SC-S01



SC-M216 Pat. BSS

BODY Engineering thermoplastic
AXLE CNC-machined Cr-Mo (cartridge)
BEARING LSL bushing, Sealed bearing
BINDING Single-sided Cr-Mo, tension adjustable
CLEAT SC-S01
SIZE 95x90mm
WEIGHT 177g/pc



Compatible Cleat
SC-S01



SC-M222 Pat. CNC BSS

BODY Die-cast aluminum
AXLE CNC-machined Cr-Mo
BEARING Needle, sealed bearing
BINDING Single-sided Cr-Mo, tension adjustable
OTHER Replaceable grip pins
CLEAT SC-S01
SIZE 105x100mm
WEIGHT 335g/pc



Compatible Cleat
SC-S01



SC-M204-1 Pat. BSS

BODY Die-Cast Aluminum
AXLE CNC-machined Cr-Mo
BEARING LSL bushing, Sealed bearing
BINDING Single-sided Cr-Mo, tension adjustable
OPTION Replaceable grip pins
OTHER Reflectors included
CLEAT SC-S01
SIZE 106x98mm
WEIGHT 267g/pc



Ball bearings version
SC-M204B-1



Compatible Cleat
SC-S01



SC-M205 Pat. BSS

BODY Die-cast aluminum body with plastic inlaid kraton tread
AXLE CNC-machined Cr-Mo
BEARING LSL bushing, Sealed bearing
BINDING Single-sided Cr-Mo, tension adjustable
CLEAT SC-S01
SIZE 108x100 mm
WEIGHT 275 g/pc



Ball bearings version
SC-M205B



Compatible Cleat
SC-S01



SC-M223

BODY Die-cast aluminum
AXLE CNC-machined Cr-Mo
BEARING LSL bushing, Sealed bearing
BINDING Single-sided Cr-Mo, tension adjustable
OTHER Reflectors included
SIZE 106x67mm
WEIGHT 172g/pc



SC-M223D

BODY Die-cast aluminum
AXLE CNC-machined Cr-Mo
BEARING 2 Polymer Bushings
BINDING Single-sided Cr-Mo, tension adjustable
OTHER Reflectors included
SIZE 106x67mm
WEIGHT 174g/pc



SC-M311

BODY Die-cast aluminum
AXLE CNC-machined Cr-Mo
BEARING LSL bushing, Sealed bearing
OTHER Reflectors included
SIZE 106x67mm
WEIGHT 138g/pc



SC-M311D

BODY Die-cast aluminum
AXLE CNC-machined Cr-Mo
BEARING 2 Polymer Bushings
OTHER Reflectors included
SIZE 106x67mm
WEIGHT 139g/pc



SC-M303

BODY One-piece, die-cast aluminum
AXLE CNC-machined Cr-Mo (cartridge)
BEARING Cartridge w/ Bushing, Sealed bearing
OTHER Reflectors included
SIZE 101x68mm
WEIGHT 146g/pc



SC-M307

BODY Die-cast aluminum body with kraton inlaid
AXLE CNC-machined Cr-Mo
BEARING LSL bushing, Sealed bearing
OTHER Reflectors included
SIZE 109x89mm
WEIGHT 253g/pc



SC-M302

BODY One-piece, die-cast aluminum
AXLE CNC-machined Cr-Mo
BEARING LSL bushing, Sealed bearing
OTHER Reflectors included
SIZE 99x67mm
WEIGHT 143g/pc


 Ball bearings version
SC-M302B



SC-B636

BODY 6061 aluminum, CNC-machined
AXLE CNC-machined Cr-Mo
BEARING Compact cartridge w/ Bushing, Sealed bearing
OTHER Replaceable grip pins
SIZE 112x102mm
WEIGHT 152g/pc



Extrusion Body Drawings
MZ-087

SC-B649

BODY 6061 aluminum, CNC-machined
AXLE CNC-machined Cr-Mo
BEARING Compact cartridge w/ Bushing, Sealed bearing
OTHER Replaceable grip pins
SIZE 110x108mm
WEIGHT 189g/pc



Extrusion Body Drawings
MZ-034



SC-B663

BODY 6061 aluminum, CNC-machined
AXLE CNC-machined Cr-Mo
BEARING Compact cartridge w/ Bushing, Sealed bearing
OTHER Replaceable grip pins
SIZE 102x108mm
WEIGHT 170g/pc



Extrusion Body Drawings
MZ-034




SC-B680

BODY 6061 aluminum, CNC-machined
AXLE CNC-machined Cr-Mo
BEARING Oversize Bearing, LSL Bushing
OTHER Replaceable grip pins
SIZE 110x98mm
WEIGHT 214g/pc




Extrusion Body Drawings
MZ-052



1 BODY
One-piece AL6061 aluminum CNC machined body with one large bearing and longer axle improves pedal strength.

2 Wider Pedal Surface
Wider pedal surface area for a better grip.

3 Low-profile Design
Being closer to the axle lowers center of gravity for greater efficiency.



NEW

SC-B642

BODY 6061 aluminum, CNC-machined
AXLE CNC-machined Cr-Mo
BEARING LSL bushing, Sealed bearing
OTHER Replaceable grip pins
SIZE 115x110mm
WEIGHT 205g/pc



Extrusion Body Drawings
MZ-066

ADJUSTABLE PIN POSITION



SC-B641

BODY 6061 aluminum, CNC-machined
AXLE CNC-machined Cr-Mo
BEARING LSL bushing, Sealed bearing
OTHER Replaceable grip pins, position adjustable
SIZE 112x110mm
WEIGHT 215g/pc



SC-B635

BODY Die-cast Aluminum
AXLE CNC-machined Cr-Mo
BEARING LSL bushing, Sealed bearing
OTHER Replaceable grip pins
SIZE 112x110mm
WEIGHT 220g/pc



Extrusion Body Drawings
MZ-066



SC-B743

BODY 6061 aluminum, CNC-machined
AXLE CNC-machined Cr-Mo
BEARING LSL bushing, Sealed bearing
OTHER Replaceable grip pins
SIZE 113x109mm
WEIGHT 185g/pc





SC-B682



BODY 6061 aluminum, CNC-machined
AXLE CNC-machined Cr-Mo
BEARING LSL bushing, Sealed bearing
OTHER Replaceable grip pins
SIZE 93x94mm
WEIGHT 169g/pc



Extrusion Body
Drawings
MZ-012



SC-B614



BODY 6061 aluminum, CNC-machined
AXLE CNC-machined Cr-Mo
BEARING LSL bushing, Sealed bearing
OTHER Replaceable grip pins
SIZE 103x100mm
WEIGHT 183g/pc

Extrusion Body
Drawings
MZ-012



SC-B744



BODY 6061 aluminum, CNC-machined
AXLE CNC-machined Cr-Mo
BEARING LSL bushing, Sealed bearing
OTHER Replaceable grip pins
SIZE 93x106mm
WEIGHT 154g/pc

Extrusion Body
Drawings
MZ-026



SC-B729



BODY 6061 aluminum, CNC-machined
AXLE CNC-machined Cr-Mo
BEARING LSL Bushing+Needle Bearing+Sealed Bearing
OTHER Replaceable grip pin
SIZE 114x110mm
WEIGHT 187g/pc

Extrusion Body
Drawings
MZ-036



SC-B634



BODY 6061 aluminum, CNC-machined
AXLE CNC-machined Cr-Mo
BEARING LSL bushing, Sealed bearing
OTHER Replaceable grip pins
SIZE 86x100mm
WEIGHT 160g/pc

Extrusion Body
Drawings
MZ-012



SC-B609



BODY 6061 aluminum, CNC-machined
AXLE CNC-machined Cr-Mo
BEARING LSL bushing, Sealed bearing
OTHER Replaceable grip pins
SIZE 117x110mm
WEIGHT 208g/pc

Extrusion Body
Drawings
MZ-005



SC-B707



BODY 6061 aluminum, CNC-machined
AXLE CNC-machined Cr-Mo
BEARING LSL Bushing, Needle Bearing, Sealed Bearing
OTHER Replaceable grip pin
SIZE 113x109mm
WEIGHT 174g/pc

Extrusion Body
Drawings
MZ-036



SC-B730



BODY 6061 aluminum, CNC-machined
AXLE CNC-machined Cr-Mo
BEARING LSL Bushing+Needle Bearing+Sealed Bearing
OTHER Replaceable grip pin
SIZE 111x109mm
WEIGHT 175g/pc

Extrusion Body
Drawings
MZ-036



NEW

SC-B727



BODY 6061 aluminum, CNC-machined
AXLE CNC-machined Cr-Mo
BEARING LSL bushing, Sealed bearing
OTHER Replaceable grip pins
SIZE 109x105mm
WEIGHT 198g/pc

Extrusion Body Drawings
MZ-086



NEW

SC-B750



BODY 6061 aluminum, CNC-machined
AXLE CNC-machined Cr-Mo
BEARING LSL bushing, Sealed bearing
OTHER Replaceable grip pins
SIZE 105x100mm
WEIGHT 171g/pc

Extrusion Body Drawings
MZ-039



SC-B676



BODY 6061 aluminum, CNC-machined
AXLE CNC-machined Cr-Mo
BEARING LSL bushing, Sealed bearing
OTHER Replaceable grip pins
SIZE 113x105mm
WEIGHT 205g/pc

Extrusion Body Drawings
MZ-007



SC-B631



BODY 6061 aluminum, CNC-machined
AXLE CNC-machined Cr-Mo
BEARING LSL bushing, Sealed bearing
OTHER Replaceable grip pins
SIZE 113x105mm
WEIGHT 197g/pc

Extrusion Body Drawings
MZ-007



GRS MATERIAL



NEW

SC-B686



BODY Engineering thermoplastic / 20% recycled
AXLE CNC-machined Cr-Mo
BEARING LSL bushing, Sealed bearing
OTHER Replaceable grip pins
SIZE 113x114mm
WEIGHT 180 g/pc

▶ BLACK



▲ ORANGE



▲ GREEN

NEW

SC-B625



BODY Engineering thermoplastic / 20% recycled
AXLE CNC-machined Cr-Mo
BEARING LSL bushing, Sealed bearing
OTHER Replaceable grip pins
SIZE 113x105mm
WEIGHT 175g/pc

▲ BLACK



▲ RED



▲ BLUE



▲ BLACK

SC-B736



BODY Engineering thermoplastic
AXLE CNC-machined Cr-Mo
BEARING LSL bushing, Sealed bearing
OTHER Replaceable grip pins
SIZE 102x100mm
WEIGHT 146g/pc



▲ PURPLE

▲ NEON PINK

▲ LIME

▲ ORANGE



▲ GREEN

▲ RED

▲ BLUE

▲ WHITE



▲ BLACK

SC-B725D



BODY Engineering thermoplastic
AXLE CNC-machined Cr-Mo
BEARING 2 Polymer Bushings
OPTION Strap mountable
OTHER Reflectors included / Mold-in-pins
SIZE 113x113mm
WEIGHT 143g/pc



▲ WHITE

▲ RED

▲ BLUE

▲ GREEN

▲ NEON PINK

▲ LIME

▲ ORANGE

▲ PURPLE



Strap mountable

SC-B709



BODY Engineering thermoplastic
AXLE CNC-machined Cr-Mo
BEARING LSL bushing, Sealed bearing
OPTION Strap mountable
OTHER Replaceable grip pins / Mold-in-pins
SIZE 113x114 mm
WEIGHT 183g/pc



▲ BLACK

SC-B709D



BEARING 2 Polymer Bushings
WEIGHT 175g/pc



▲ WHITE

▲ RED

▲ BLUE

▲ GREEN

▲ NEON PINK

▲ LIME

▲ ORANGE

▲ PURPLE



Strap mountable



▲ BLACK

SC-B710



BODY Engineering thermoplastic
AXLE CNC-machined Cr-Mo
BEARING Oversize bearing, Needle bearing, Sealed bearing
OTHER Replaceable grip pin
SIZE 117x114 mm
WEIGHT 178g/pc



SC-B726D




- BODY** Die-Cast Aluminum
- AXLE** CNC-machined Cr-Mo
- BEARING** 2 Polymer Bushings
- OTHER** Reflectors included
- SIZE** 113x110mm
- WEIGHT** 218g/pc



SC-B655-1



- BODY** Die-Cast Aluminum
- AXLE** CNC-machined Cr-Mo
- BEARING** LSL bushing, Sealed bearing
- OTHER** Replaceable grip pins
- SIZE** 115x108mm
- WEIGHT** 230g/pc



SC-B655B-1



- BODY** Die-Cast Aluminum
- AXLE** Cr-Mo
- BEARING** Ball bearings version



SC-B601



- BODY** Die-Cast Aluminum
- AXLE** CNC-machined Cr-Mo
- BEARING** LSL bushing, Sealed bearing
- OPTION** Replaceable grip pins
- OTHER** Reflectors included
- SIZE** 111x108mm
- WEIGHT** 225g/pc



SC-B601B



- BODY** Die-Cast Aluminum
- AXLE** Cr-Mo
- BEARING** Ball bearings version
- OPTION** Replaceable grip pins
- OTHER** Reflectors included
- SIZE** 111x108mm
- WEIGHT** 218g/pc



SC-B655



- BODY** Die-Cast Aluminum
- OTHER** Mold-in Pins



Ball bearings version
SC-B655B



SC-B622



- BODY** Die-Cast Aluminum
- AXLE** CNC-machined Cr-Mo
- BEARING** LSL bushing, Sealed bearing
- OTHER** Mold-in pins
- SIZE** 106x98mm
- WEIGHT** 232g/pc



SC-C829



BODY 6061 aluminum, CNC-machined
AXLE CNC-machined Cr-Mo
BEARING LSL bushing, Sealed bearing
OTHER Replaceable grip pins
SIZE 100x70mm
WEIGHT 118g/pc

Extrusion Body Drawings
MZ-064



SC-C811



BODY 6061 aluminum, CNC-machined
AXLE CNC-machined Cr-Mo
BEARING LSL bushing, Sealed bearing
OPTION Reflectors
SIZE 104x72mm
WEIGHT 129g/pc

Extrusion Body Drawings
MZ-015



SC-C830



BODY 6061 aluminum, CNC-machined
AXLE CNC-machined Cr-Mo
BEARING LSL bushing, Sealed bearing
OTHER Replaceable grip pins
SIZE 100x70mm
WEIGHT 115g/pc

Extrusion Body Drawings
MZ-064



SC-C806



BODY 6061 aluminum, CNC-machined body
AXLE CNC-machined Cr-Mo
BEARING LSL bushing, Sealed bearing
OPTION Reflectors
SIZE 93x53mm
WEIGHT 100g/pc

Extrusion Body Drawings
MZ-004



SC-C832



BODY Die-Cast Aluminum with sand-paper
AXLE CNC-machined Cr-Mo
BEARING LSL bushing, Sealed bearing
OTHER Reflectors included
SIZE 110x88 mm
WEIGHT 218g/pc




SC-C832D




BODY Die-Cast Aluminum with sand-paper
AXLE CNC-machined Cr-Mo
BEARING 2 Polymer Bushing
OTHER Reflectors included
SIZE 110x88 mm
WEIGHT 220g/pc



NEW
SC-C805 
BODY Forged aluminum
AXLE CNC-machined Cr-Mo
BEARING LSL bushing, Sealed bearing
SIZE 111x72mm
WEIGHT 188g/pc



▲ BLACK

SC-C825 
BODY Engineering thermoplastic body with sand-paper
AXLE CNC-machined Cr-Mo
BEARING LSL bushing, Sealed bearing
OTHER Reflectors included
SIZE 108x86mm
WEIGHT 188g/pc



▲ BLUE

▲ ORANGE

▲ RED

▲ YELLOW

SC-C825D 
BODY Engineering thermoplastic body with sand-paper
AXLE CNC-machined Cr-mo
BEARING 2 Polymer Bushing
OTHER Reflectors included
SIZE 108x86 mm
WEIGHT 149g/pc



SC-C835 
BODY Die-cast aluminum body with plastic inlaid kraton tread
AXLE CNC-machined Cr-Mo
BEARING LSL bushing, Sealed bearing
OTHER Reflectors included
SIZE 108x81mm
WEIGHT 153g/pc


SC-C835D 
BODY Die-cast aluminum body with plastic inlaid kraton tread
AXLE CNC-machined Cr-Mo
BEARING 2 Polymer Bushings
OTHER Reflectors included
SIZE 108x81mm
WEIGHT 155g/pc



SC-C821  
BODY 6061 aluminum, CNC-machined body with sand-paper
AXLE CNC-machined Cr-Mo
BEARING LSL bushing, Sealed bearing
OTHER Reflectors included
SIZE 98x78mm
WEIGHT 158g/pc

Extrusion Body Drawings
MZ-001



SC-C809 
BODY Die-cast aluminum body with plastic inlaid kraton tread
AXLE CNC-machined Cr-Mo
BEARING LSL bushing, Sealed bearing
OTHER Reflectors included
SIZE 106x74mm
WEIGHT 173g/pc


Ball bearings version
SC-C809B



SC-S311  

BODY Die-cast aluminum
AXLE Over-size CNC-machined Cr-Mo
BEARING Needle, sealed bearing
BINDING Single-sided, Cr-Mo tension adjustable
OPTION Toe-clip + Strap
CLEAT SC-S01
SIZE 105x100mm
WEIGHT 400g/pc






Compatible Cleat **SC-S01** Body **SC-S311** Toe-clip **TCL02** Strap **EMP264**

SC-S301  

BODY Die-cast aluminum
AXLE Over-size CNC-machined Cr-Mo
BEARING Needle, Sealed bearing
BINDING Single-sided, Cr-Mo tension adjustable
OPTION Toe-clip + Strap
CLEAT SC-S01
SIZE 110x70mm
WEIGHT 384g/pc



SC-S302  

BODY Die-cast aluminum
AXLE Over-size CNC-machined Cr-Mo
BEARING Needle, Sealed bearing
BINDING Single-sided, Cr-Mo tension adjustable
OPTION Toe-clip + Strap
CLEAT SC-S01
SIZE 108x80mm
WEIGHT 297g/pc




SC-S306  

BODY Die-cast aluminum
AXLE Over-size CNC-machined Cr-Mo
BEARING Needle, Sealed bearing
BINDING Look Delta system, Shimano SPD system compatible
CLEAT SC-DCR61 & SC-S01
SIZE 87x99 mm
WEIGHT 270g/pc




Compatible Cleat **SC-DCR61** Compatible Cleat **SC-S01**

TSS04

BODY Engineering thermoplastic
SIZE 177x112mm
WEIGHT 247g/pc



TSS01

BODY Engineering thermoplastic
SIZE 128x86 mm
WEIGHT 196g/pc



KEO SYSTEM



SC-KCR72 Pat.

MODE Floating (7°)
MATERIAL Engineering thermoplastic / TPU plastic
COMPATIBILITY Look Keo system
WEIGHT 23g/pc



SC-KCB02 Pat.

MODE Fixed
MATERIAL Engineering thermoplastic / TPU plastic
COMPATIBILITY Look Keo system
WEIGHT 23g/pc

ROAD SYSTEM



SC-SLR62 Pat.

MODE Floating(6°)
MATERIAL Engineering thermoplastic / TPU plastic
COMPATIBILITY SPD-SL
WEIGHT 25g/pc



SC-SLB02 Pat.

MODE Fixed
MATERIAL Engineering thermoplastic / TPU plastic
COMPATIBILITY SPD-SL
WEIGHT 25g/pc

CLEAT COVERS



SC-CK3B Pat.

COMPATIBILITY Look Keo system
WEIGHT 23g/pc
Eliminates cleat wear.
Improves walking comfort Lightweight, durable and flexible
Compatible with SCADA Cleats
KCR72, KCB02.



SC-CK6B Pat.

WEIGHT 43g/pc
Eliminates cleat wear.
Improves walking comfort Lightweight, durable and flexible
Compatible with SCADA Cleats
SLR62, SLB02.

MTB SYSTEM



SC-S01 Pat.

COMPATIBILITY SPD
WEIGHT 20g/pc
▶ SINGLE DIRECTION RELEASE



SC-C03F Pat.

COMPATIBILITY SPD
WEIGHT 20g/pc
▶ MULTI-DIRECTION RELEASE

DELTA SYSTEM



SC-DCR61 Pat.

MODE Floating(6°)
MATERIAL Engineering thermoplastic
COMPATIBILITY Look Delta system
WEIGHT 25g/pc

CLEAT COVERS



SC-CK2B Pat.

WEIGHT 7g/pc
Eliminates cleat wear.
Improves walking comfort Lightweight, durable and flexible
Compatible with SCADA Cleats
S01, C03F.



SC-CK1B Pat.

COMPATIBILITY Look Delta system
WEIGHT 37g/pc
Eliminates cleat wear.
Improves walking comfort Lightweight, durable and flexible
Compatible with SCADA Cleats
DCR61.

STEEL
PEDAL PINS

PEDAL PIN COLOR OPTION
Custom grip pin colors based on MOQ 150 PRS

ESS045-8

M4 X 8 MM



ESS088-4

M4 X 4 MM



ESS088-8

M4 X 8 MM



ESS113

M4 X 4 MM



SS-00019

M4 X 8 MM



ALUMINUM
PEDAL PINS

ESS112-4

M4 X 4 MM



ESS112-8


M4 X 8 MM



STRAPS



EMP264



EMP268



SC-CCG01 Pat.

BOOM 6061 aluminum, CNC-machined with anodized
HINGE Nylon 6, Hinge & universal hinge available
GUIDE Tube TPU



SC-CCG02 Pat.

BOOM Nylon 6 + glass fiber
HINGE Nylon 6, Hinge & universal hinge available
GUIDE Tube TPU



SC-CCG03 Pat.

BOOM TPU
HINGE TPU
GUIDE Tube TPU



BIKE AND FREERIDE MILESTONE AWARD 2011

Voted by the readers of bike (europe's biggest mtb magazine) and freeride (the gravity branch of bike).

EUROBIKE AWARD 2010

Design competition held annually by trade fair organizers in association with if design award.

MANUFACTURED BY SCADA